








Gaston County Health Outcomes Report Card 2008

Child Health Services*	Gaston County	North Carolina	Gaston County	North Carolina	GRADE	TREND
Percentage of children under 12 months of age served in the Child Health Clinic who receive WIC	<u>FY 06</u> 86.4%	<u>FY 06</u> 84.3%	<u>FY 07</u> 84.8%	<u>FY 07</u> 82.9%	<i>B-</i>	
Percentage of children with Medicaid who receive Health Check preventive services	<u>FY 05</u> 66.1%	<u>FY 05</u> 71.2%	<u>FY 06</u> 66.9%	<u>FY 06</u> 72.6%	<i>B-</i>	




* In some categories, data was collected from private/community sources that provide the same services as the Gaston County Health Department.

Maternity Services*	Gaston County	North Carolina	Gaston County	North Carolina	GRADE	TREND
Percentage of women with live births who received adequate prenatal care	<u>CY 05</u> 65.4%	<u>CY 05</u> 77.2%	<u>CY 06</u> 57.8%	<u>CY 06</u> 75.9%	D	
Percentage of women with live births who smoked tobacco during pregnancy ¹	<u>CY 05</u> 18.2%	<u>CY 05</u> 12.1%	<u>CY 06</u> 17.8%	<u>CY 06</u> 11.5%	C-	
Percentage of pregnant women with Medicaid who received case management services	<u>FY 06</u> 19.3%	<u>FY 06</u> 35.2%	<u>FY 07</u> 18.9%	<u>FY 07</u> 33.9%	D+	
Percentage of pregnant women with Medicaid who delivered and received a postpartum home visit ²	<u>FY 05</u> 21.5%	<u>FY 05</u> 21.5%	<u>FY 06</u> 16.7%	<u>FY 06</u> 20.2%	B	
Infant Mortality Rate per 1,000 live births	<u>CY 05</u> 9.8	<u>CY 05</u> 8.8	<u>CY 06</u> 11.8	<u>CY 06</u> 8.1	C	

In some categories, data was collected from private/community sources that provide the same services as the Gaston County Health Department.

¹ There is a smoking cessation program for pregnant women in place at the Health Department, with the goal of continued expansion into the private sector.

² Numbers reflect visits for Medicaid clients, however, this program also serves non-Medicaid clients.




Family Planning Services *	Gaston County CY 05	North Carolina CY 05	Gaston County CY 06	North Carolina CY 06	GRADE	TREND
Percentage of teens under 17 years with a repeat pregnancy	19.1%	15.8%	17.2%	14.8%	C	
Percentage of women having a short birth interval ¹	12.1%	12.1%	13.2%	12.6%	C	
Teen Pregnancy Rate per 1,000 15-19-year-olds	66.8	61.7	72.8	63.1	D	

* In some categories, data was collected from private/community sources that provide the same services as the Gaston County Health Department.

¹ "Short birth interval" is defined as fewer than 6 months between a previous birth and conception.

Breast & Cervical Cancer Control Services*	Gaston County FY 06	North Carolina FY 06	Gaston County FY 07	North Carolina FY 07	GRADE	TREND
Number of patients receiving a clinical breast exam and a pap smear	367	12,693	374	13,026	A	
Percentage of goal met	140%	107%	178%	103%	A	
Percentage of patients receiving a mammogram who are 50 or over	93%	77.6%	97.4%	82%	A	

* The Gaston County Health Department is the only provider of the North Carolina Breast and Cervical Cancer Control Program in Gaston County.

Communicable Diseases, Tuberculosis & Immunizations Services *	Gaston County	North Carolina	Gaston County	North Carolina	GRADE	TREND
	<u>FY 06</u>	<u>FY 06</u>	<u>FY 07</u>	<u>FY 07</u>		
Percentage of TB cases placed on directly observed therapy (DOT) in accordance with the NC TB Control Policy ¹	100%	90%	100%	90%	A	=
Number of STD clients treated within one working day	100% in less than 1 day	N/A	100% in less than 1 day	N/A	A	=
Percentage of age-appropriate immunization levels of two-year-old children	70% Health Dept./ 54% private	82%	84% Health Dept./ 65% private	87%	B+	
Rate of HIV cases per 100,000 people ²	17.3	23.3	8.5	21.9	B	
Percent increase of STD cases ³ among 13-19-year-olds ^{4,5}	-11.4%	7.4%	-23.7%	8.5%	B	

* In some categories, data was collected from private/community sources that provide the same services as the Gaston County Health Department.

¹The Gaston County Health Department is the only provider of tuberculosis control services in Gaston County.

²Seventeen cases of HIV were diagnosed in Gaston County in CY 2007, down from 34 cases in CY 2006.

³Number of Gonorrhea, Syphilis, Chlamydia and HIV cases.

⁴Three hundred nine STD cases were diagnosed in this age group in Gaston County in CY 2007, down from 405 cases in CY 2005.

⁵New data this year: 11.8% of 13-19-year olds who received Chlamydia tests in CY 2007 were positive.